

# Tube Tricks



Ramesh Ayyala, MD, FRCS, *FRCOphth*  
*Professor & Chair, Dept of Ophthalmology*

*James & Heather Gills Chair*

USF Eye Institute, Tampa, FL USA




# The Inventors

Anthony Molteno



George Baerveldt



Marteen Ahmed



# Glaucoma Drainage Devices 1969- present

- ▶ Key Finding:
- ▶ 30.6% failure rate in 5 years
- ▶ 30% exhibited HP.
- ▶ 30% Corneal decompensation in 5 years
- ▶ **Tube erosions, infections and post op fibrosis**



Ophthalmology. 1998 Oct;105(10):1968-76.

**A clinical study of the Ahmed glaucoma valve implant in advanced glaucoma.**


Ayyala RS<sup>1</sup>, Zurakowski D, Smith JA, Monshizadeh R, Netland PA, Richards DW, Layden WE.



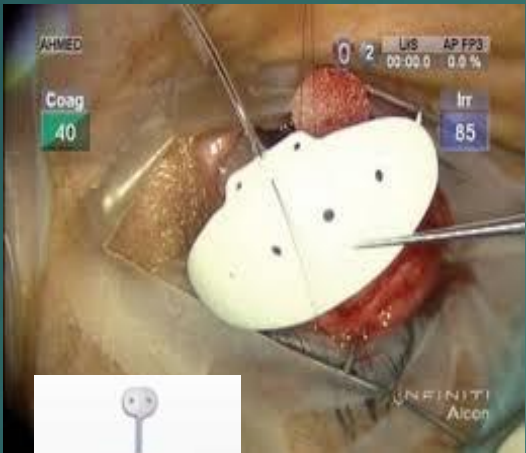


# Old and Newer Designs - Size & Valve

Molteno Implant



Baerveldt Implant

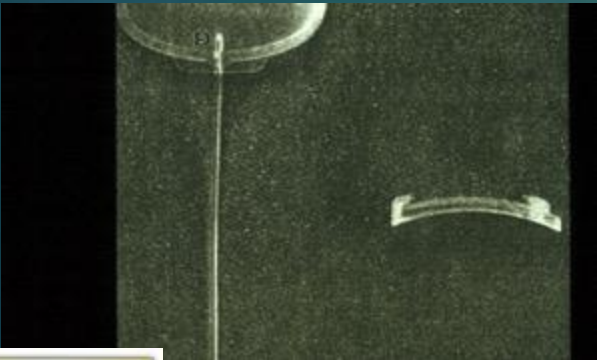


Ahmed Clear path




200-250  
sq mm

Krupin Denver Valve




Ahmed Glaucoma Valve



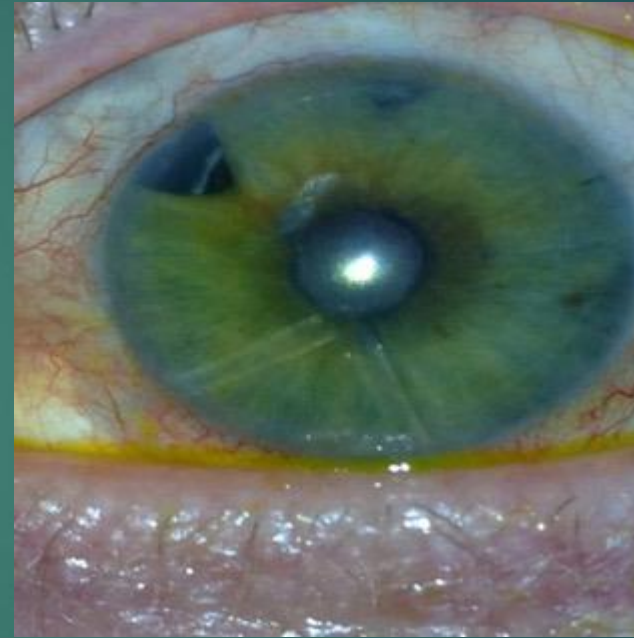
Valve  
prevents  
Hypotony



# Tube Tricks to Improve your Success



# Smart Usage of GDD



Pt with congenital glaucoma with failed trabs x2 and double elevator palsy and ptosis. Placed 2 FP 8 AGVs in the inferior quadrants to both help elevate the eye and control IOP. 4 year follow up IOP at 10 on Cosopt





# Diplopia-Test

